

# VISUAL COMFORT GROUP TEST REPORT

## SCOPE OF WORK

Electrical and Photometric tests as required to the IESNA test standard.

## MODEL NUMBER

700TDSYRPB-LED930

## REPORT NUMBER

103643585CHI-036

## ISSUE DATE

February 14, 2019

## REVISION DATE

None

## DOCUMENT CONTROL NUMBER

TBD

© 2017 INTERTEK



**REPORT NO.: 103643585CHI-036**

**REPORT DATE: February 14, 2019**

**TEST REPORT**

**TEST OF ONE SYRMA PENDANT**

MODEL NO. 700TDSYRPB-LED930  
LED MODEL NO. LUMINUS MP-3030-1100-30-90  
DRIVER MODEL NO. ERP ESS020W-0700-24

**RENDERED TO:**

VISUAL COMFORT GROUP  
7400 LINDER AVE  
SKOKIE, IL 60077

**AUTHORIZATION**

The testing performed was authorized by signed quote number Qu-00912313-2.

**STANDARDS USED**

IESNA LM-79 - 2008: Electrical and Photometric Measurements of Solid State Lighting

**DESCRIPTION OF SAMPLE**

The client submitted one production sample of model number 700TDSYRPB-LED930. The sample was received by Intertek on January 24, 2019 in undamaged condition and one sample was tested as received. The sample designation was AH01242019034321-036.

**DATE OF TESTS**

February 14, 2019.

**REPORT NO.: 103643585CHI-036**

**REPORT DATE: February 14, 2019**

**TEST REPORT**

**SUMMARY**

<b>MODEL NO:</b>	700TDSYRPB-LED930
<b>DESCRIPTION:</b>	Syrma Pendant

CRITERIA	RESULTS
Lumen Output (lumens)	461.3
Input Power (W) @ 120 (VAC)	17.40
Lumen Efficacy (lm/W)	26.5
Input Power Factor @ 120 (VAC)	0.986

**EQUIPMENT LIST**

EQUIPMENT USED	MODEL NO.	CONTROL NO.	LAST CAL DATE	CAL DUE DATE
Yokogawa Power Meter	WT210	146919	7/9/2018	7/9/2019
Omega Thermometer	DPI8-C24	146920	10/4/2018	10/4/2019
LSI High Speed Mirror Goniometer	6440T	146928	VBV	VBV
Newport Thermohygrometer	iServer	146379	4/16/2018	4/16/2019
Pacific, AC power supply	118-ACX	CHI0358	VBV	VBV

**REPORT NO.: 103643585CHI-036**

**REPORT DATE: February 14, 2019**

**TEST REPORT**

**TEST METHODS**

**SEASONING IN SAMPLE ORIENTATION - LED PRODUCTS**

No seasoning was performed in accordance with IESNA LM-79.

**PHOTOMETRIC AND ELECTRICAL MEASUREMENTS - DISTRIBUTION METHOD**

A Type C Mirror Goniometer was used to measure the intensity (candelas) at each angle of distribution for the SSL sample.

Ambient temperature was measured equal to the height of the sample mounted on the goniometer equipment. The SSL sample was operated on the client provided driver at rated input volts in its designated orientation. The SSL sample was allowed to stabilize for at least thirty minutes before measurements were made. Stabilization procedures to LM-79 were followed. Electrical measurements including voltage, current, and power were measured using a power analyzer.

REPORT NO.: 103643585CHI-036

REPORT DATE: February 14, 2019

TEST REPORT

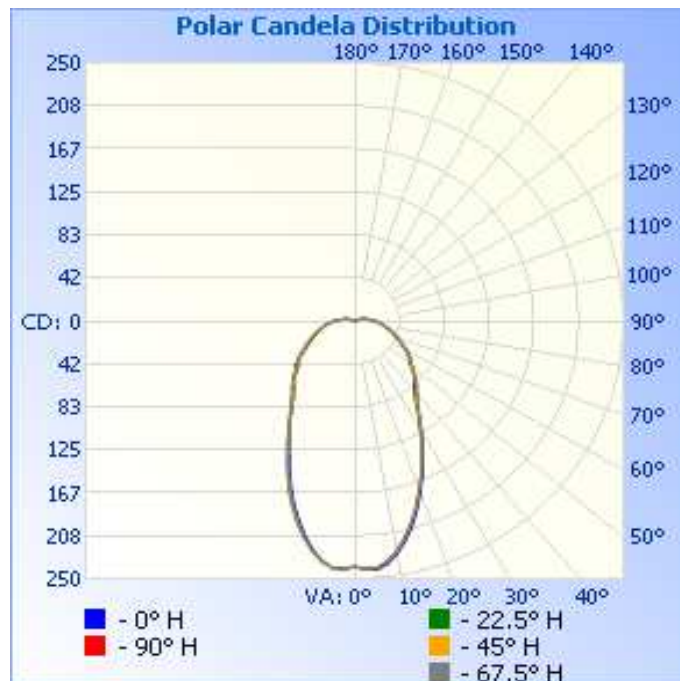
RESULTS OF TESTS

PHOTOMETRIC AND ELECTRICAL MEASUREMENTS - DISTRIBUTION METHOD (25°C +/- 1°C)

INTERTEK CONTROL NO.	BASE POSITION	INPUT VOLTAGE (VAC)	INPUT CURRENT (mA)	INPUT POWER (W)	INPUT POWER FACTOR	LIGHT OUTPUT (lm)	LUMEN EFFICACY (lm/W)
AH01242019034321-036	Base Up	120.0	147.1	17.40	0.986	461.3	26.5

INTENSITY SUMMARY - CANDELAS

Angle	0	22.5	45	67.5	90
0	238	238	238	238	238
5	242	241	240	240	240
10	229	227	226	226	226
15	206	204	203	203	203
20	178	176	175	175	176
25	150	149	147	148	147
30	125	122	123	124	123
35	102	100	102	104	103
40	86	88	88	92	88
45	79	80	82	78	81
50	69	70	69	71	68
55	62	62	62	62	63
60	55	56	54	54	54
65	46	46	47	48	46
70	40	39	42	41	40
75	34	34	35	34	34
80	28	29	28	29	28
85	23	23	24	24	23
90	19	18	18	18	18
95	14	14	14	14	14
100	11	10	10	11	10
105	7	7	7	7	7
110	4	4	4	4	4
115	2	2	2	2	2



**REPORT NO.: 103643585CHI-036**

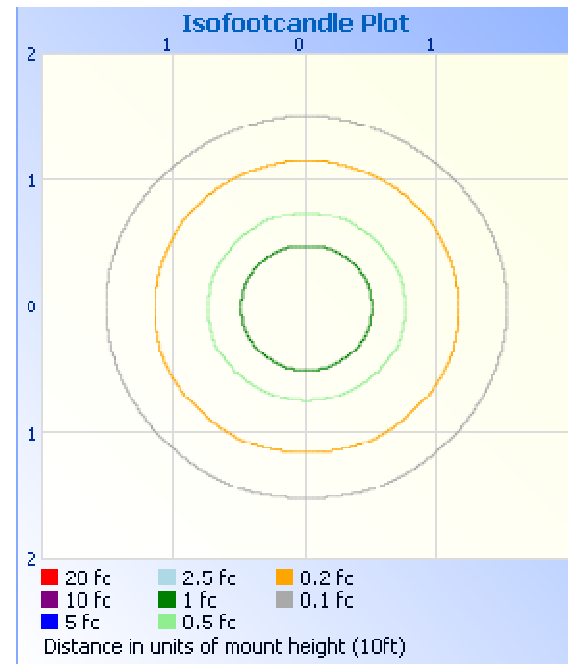
**REPORT DATE: February 14, 2019**

**TEST REPORT**

**RESULTS OF TESTS**

**PHOTOMETRIC AND ELECTRICAL MEASUREMENTS - DISTRIBUTION METHOD (25°C +/- 1°C)**

MOUNTING HEIGHT: 10ft	
ILLUMINANCE - CONE OF LIGHT	ISOILLUMINATION PLOT



**ZONAL LUMEN SUMMARY AND PERCENTAGES**

ZONE	LUMENS	% LUMINAIRE
0-30	146.7	31.8
0-40	211.3	45.8
0-60	328.5	71.2
60-90	108.2	23.4
70-100	77.1	16.7
90-120	24.6	5.3
0-90	436.6	94.7
90-180	24.6	5.3
0-180	461.3	100.0


ZONE	LUMENS	% LUMINAIRE
0-10	22.4	4.9
10-20	56.5	12.3
20-30	67.7	14.7
30-40	64.6	14.0
40-50	61.5	13.3
50-60	55.7	12.1
60-70	46.5	10.1
70-80	36.0	7.8
80-90	25.6	5.6
90-100	15.4	3.3
100-110	7.4	1.6
110-120	1.8	0.4

**REPORT NO.: 103643585CHI-036**

**REPORT DATE: February 14, 2019**

**TEST REPORT**

**PICTURES**



**CONCLUSION**

The results tabulated in this report are representative of the actual test samples submitted for this report only. The data is provided to the client for further evaluation. Compliance to the referenced specification requirements was not determined in this report.

In Charge Of Tests:

*Tess Gallagher*

Tess Gallagher  
Engineer  
Lighting Division

Report Reviewed By:

*Tim Quigley*

Timothy Quigley  
Engineer  
Lighting Division

Attachments: IES File

**REVISION HISTORY**

JOB NUMBER	DATE OF REVISION	PROJECT HANDLER	REVIEWED BY	REVISION NOTE
None				